

Holland Park State School



Gifted and Talented Education Committee

presents

The 13th Excellence Expo

Wednesday 6 September 2017

Nomination Booklet

for

YEAR 1 STUDENTS





Holland Park State School Gifted and Talented Education Committee

Dear Students,

We take this opportunity to invite you to nominate in our school's Excellence Expo 2017.

Please visit the school website

<https://www.hollparkss.eq.edu.au/Curriculum/Excellenceprograms/pages/Excellenceprograms.aspx> . Please take the time to read all categories as this is your opportunity to demonstrate your unique gifts and talents in many or all of the categories described in this nomination booklet. The list of categories and nomination dates are on the next page.

The Gifted and Talented Education Committee looks forward to your nominations and wishes you every success in your endeavours. As you pursue excellence, we will proudly display all aspects of your endeavours at our school's 2017 Excellence Expo on Wednesday 6 September 2017 at 5:30pm.

We would like take this opportunity to thank you in advance for your nominations.

Yours in Excellence,

Anthony Gribbin
Principal

Gail Young
Gifted Education Mentor (GEM)



Gifted and Talented Education Committee

The 13th Excellence Expo

Wednesday 6 September 2017

Official Ceremony at 5:30pm

Categories:

Instrumental Solo

Vocal Solo

Public Speaking

Dance Solo

Reading Australian Verse

Japanese Speaking

Japanese Native Speaking

Writing

Mathematics

Digital Technology

Science

S.T.E.M.

Visual Art

Asian Studies



**The Gifted and Talented Education Committee
invites new parents, including Prep parents and
interested parents to an
Excellence Expo sharing afternoon**

**Date: Thursday 13 July 2017
Time: 3:15pm
Venue PGY Classroom**

We look forward to seeing you

HPSS Gifted and Talented Education Committee

EXCELLENCE EXPO 2017

CATEGORIES AND NOMINATION DATES

Instrumental Solo	Prep to 6	Nomination forms due at Office Friday 28 July.
Vocal Solo	Prep to 6	Nomination forms due at Office Friday 28 July.
Public Speaking	Prep to 6	Nomination forms due at Office Friday 28 July.
Dance Solo	Prep to 6	Nomination forms due at Office Friday 28 July.
Reading Australian Verse	Prep to 6	Nomination forms due at Office Friday 28 July.
Japanese Speaking	Prep to 6	Nomination forms due at Office Friday 28 July.
Japanese Native Speaking	Prep to 6	Nomination forms due at Office Friday 28 July.
Writing	Prep to 6	Entries due Friday 18 August are to be placed in labelled year level boxes in the E Block Staffroom.
Mathematics	Prep to 6	Entries due Monday 14 August are to be placed in labelled year level boxes in the E Block Staffroom.
Digital Technology	Prep to 6	Entries due Tuesday 22 August in the Library between 9:00-11:00am.
Science	Prep to 6	Entries due Monday 21 August and will be collected between 8:30am-9:30am in F1 LOTE Room.
S.T.E.M. (Science, Technology, Engineering, Mathematics)	Prep to 6	Entries due Monday 21 August and will be collected between 8:30am – 9:30am H Block, Classroom H7.
Visual Art	Prep to 6	Entries due Thursday 31 August and will be collected between 8.30am - 9.30am in E Block Staffroom.
Asian Studies	Prep to 6	Entries due Thursday 31 August and will be collected between 8.30am - 9.30am under D Block (OSHC).

Thank you for your wonderful support and co-operation

Yours in excellence,
Gifted and Talented Education Committee, 2017

Holland Park State School Excellence Expo 2017

Instrumental (Solo) - Prep to Year 6

You can perform your own choice of music on any musical instrument. You must provide your own instrument (excluding piano or drum kit).

Your performance will be judged on:

- Correct fingering technique (if applicable)
- Reading the music (if using music)
- Phrasing of the melody line
- Playing in correct time
- Texture/dynamics
- Posture



Please bring this form to your performance if you received additional assistance.

Additional Assistance Form

Parents and mentors are encouraged to help students with ideas, suggestions and provide support. However, the completed work needs to be that of the student who has entered.

I have helped _____ with their Instrumental entry in the following ways:

Parent/mentor signature: _____



Return this form to the Office no later than Friday 28 July 2017.

Instrumental Nomination


Name _____ Class _____

Instrument _____

Title of chosen piece _____

Holland Park State School Excellence Expo 2017

Vocal (Solo) - Prep to Year 6



You can perform your own choice of song.

Your performance will be judged on:

- Singing in tune
- Phrasing of the melody line
- Singing in correct time
- Texture/dynamics
- Posture and presentation

Please note:

- You may sing unaccompanied.
- If using a USB (MP3/MP4 format) for accompaniment, you must bring it on your performance day and it must contain instrumental accompaniment only.

✂ -----

Please bring this form to your performance if you received additional assistance.

Additional Assistance Form

Parents and mentors are encouraged to help students with ideas, suggestions and provide support. However, the completed work needs to be that of the student who has entered.

I have helped _____ with their Vocal entry in the following way/s:

Parent/mentor signature: _____

✂ -----

Return this form to the Office no later than Friday 28 July 2017.

Vocal Nomination

Name _____ Class _____

Title of chosen piece _____

Holland Park State School Excellence Expo 2017

Public Speaking - Prep to Year 6



Students are to present a speech on a topic of their own choice.

Your speech will be judged on:

- **Visual Impact** – appearance, stance, gesture, notes, eye contact, use of aids
- **Vocal Impact** – quality, clarity, variety, volume, pitch, use of pause, pronunciation
- **Empathy** – contact, understanding, acceptance, audience impact
- **Mood** – feeling, emphasis, enthusiasm, sincerity, speaker’s involvement
- **Appeal** – credible, entertaining, memorable, motivating, convincing

Prep should speak for one minute.

Years 1 - 3 should speak for two minutes.

Years 4 – 6 should speak for three minutes.



Please bring this form to your performance if you received additional assistance.

Additional Assistance Form

Parents and mentors are encouraged to help students with ideas, suggestions and provide support. However, the completed work needs to be that of the student who has entered.

I have helped _____ with their Public Speaking entry in the following ways:

Parent/mentor signature: _____



Return this form to the Office no later than Friday 28 July 2017.

Public Speaking Nomination

Name: _____ Class: _____

Topic: _____

Holland Park State School Excellence Expo 2017

Dance – Solo



Prep to Year 6

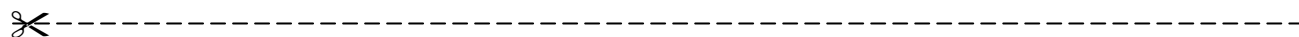
You can perform your own choice of dance. Routines may be choreographed by students or dance teachers.

Your performance will be judged on:

- Choreography and use of space
- Interpretation and use of appropriate music
- Technique
- Presentation and performance skills

Please note:

- You must provide your own music on a USB (MP3/MP4 format) and bring it on the day of your performance.
- Please limit dance routines to 3 minutes.



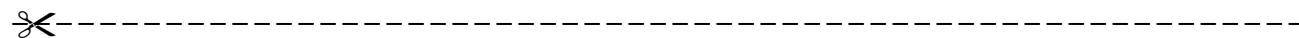
Please bring this form to your performance if you received additional assistance.

Additional Assistance Form

Parents and mentors are encouraged to help students with ideas, suggestions and provide support.

I have helped _____ with their Solo Dance entry in the following ways:

Parent/mentor signature: _____



Return this form to the Office no later than Friday 28 July 2017.


Dance Nomination

Name _____ Class _____

Type of Dance _____

Holland Park State School Excellence Expo 2017

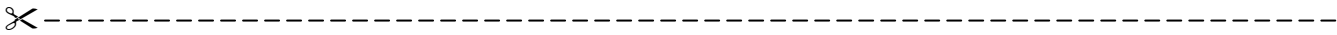
Reading Australian Verse
(Traditional or Contemporary)
Prep to Year 6



Students are to read an Australian Verse.

Your recitation will be judged on:

- **Visual Impact** – appearance, stance, gesture, notes, eye contact, use of aids
- **Vocal Impact** – quality, clarity, variety, volume, pitch, use of pause, pronunciation
- **Empathy** – contact, understanding, acceptance, audience impact
- **Mood** – feeling, emphasis, enthusiasm, sincerity, speaker’s involvement
- **Appeal** – credible, entertaining, memorable, motivating, convincing



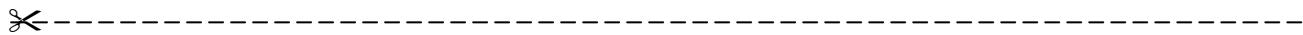
Please bring this form to your performance if you received additional assistance.

Additional Assistance Form

Parents and mentors are encouraged to help students with ideas, suggestions and provide support. However, the completed work needs to be that of the student who has entered.

I have helped _____ with their Reading Australian Verse entry in the following ways:

Parent/mentor signature: _____



Return this form to the Office no later than Friday 28 July 2017.

Reading Australian Verse Nomination

Name: _____ Class: _____

Title of Verse: _____

Holland Park State School Excellence Expo 2017

Japanese Speaking – Year 1

Students have a speech which they will need to **memorise**. The speech is included in this booklet. The speech is to be presented without palm cards. Parents and Mentors are encouraged to facilitate students practising their speech out loud. Students will be asked questions related to the content of their speech. These questions will be in Japanese.

Please check with Ms Hindmarsh if you have any enquiries.

✂ -----

Please bring this form to your performance if you received additional assistance.

Additional Assistance Form

Parents and mentors are encouraged to help students with ideas, suggestions and provide support. However, the completed work needs to be that of the student who has entered.

I have helped _____ with their Japanese Speaking entry in the following ways:

Parent/mentor signature: _____

✂ -----

Return this form to the Office no later than Friday 28 July 2017.

Japanese Speaking Nomination – Year 1

Name: _____ Class: _____

Holland Park State School Excellence Expo 2017

Japanese Speaking – Year 1

1. Watashi / Boku wa ... **name** ... desu.

eg. Watashi wa **Emma** desu. – I am **Emma**.
Boku wa **Tom** desu. – I am **Tom**.

2. Watashi / Boku wa ... **age** ... desu.

eg. Watashi wa **rokusai** desu. – I am **6 years**.
Boku wa **nanasai** desu. – I am **7 years**.

3. Tanjooobi wa ... **birthday month** ... desu.

e.g. Tanjooobi wa **juugatsu** desu.
My birthday is in **October**.



Months: **ichi** gatsu (Jan) / **ni** gatsu (Feb) / **san** gatsu (March) /
shi gatsu (April) / **go** gatsu (May) / **roku** gatsu (June) /
shichi gatsu (July) / **hachi** gatsu (August) / **ku** gatsu (Sept) /
juu gatsu (Oct) / **juuichi** gatsu (Nov) / **juuni** gatsu (Dec)

Holland Park State School Excellence Expo 2017

**Japanese Speaking
Native Speaker Category
(or for those who speak Japanese at home)**

Please present a simple speech about yourself. You could include likes/ dislikes/ interests/ hobbies; what you do in your spare time; a holiday/ trip you went on; something about members of your family/ extended family/ pets etc.

- The speech should be no longer than 1-2 minutes and must be presented without palm cards.
- You will also be asked some simple questions related to your speech.

✂ -----

Please bring this form on the day of your speech if you received outside assistance.

Additional Assistance Form

Parents and mentors are encouraged to help students with ideas, suggestions and support. However, the completed work needs to be that of the student who has entered.

I have helped _____ with their Japanese Native Speaking entry in the following ways:

Parent/mentor signature: _____

✂ -----

Please return this form to the Office no later than **Friday 28 July 2017**.

Japanese Native Speaking Nomination

Name: _____ Class: _____

Name: _____ Class: _____

Holland Park State School Excellence Expo 2017



Writing - Year 1

Prepared at School

A Description of a Story Book Character

Curriculum Task: Students will write a description of a known story book character that has been studied in class. The description is to be presented using handwriting with spaces between words. An illustration can be included but will not be part of the judging criteria.

The completed work should include the following:

- A description of a story book character from a known story
- A physical description, a description of the character's feelings and a description of the character's actions or behaviour
- A title
- Five or more sentences
- Sentences that start with a capital letter and end with a punctuation mark (e.g. full stop, exclamation mark or question mark)

Writing entries are due Friday 18 August and are to be placed in year level boxes in the E Block Staffroom.

Holland Park Excellence Expo 2017

Mathematics - Year 1

Prepared at School

“What does (insert a two-digit number between 20-99) mean to you?”

Be a number detective to find the answer.

Curriculum Task: Students will demonstrate their understanding of a nominated two-digit number (between 20–99) by using some of the following:

- drawing pictures
- including diagrams such as MAB blocks, ten frames, part-part whole models, Unifix cubes, number tracks, number lines and tally marks
- photographs of the number represented on real life objects eg. house numbers, tickets
- number stories
- words and numbers
- looking at number patterns (e.g. skip counting in twos, fives, etc.)
- writing horizontal or vertical + and – algorithms (sums)

The completed work should:

- be presented in a poster format selected by the teachers
- identify and represent the nominated two-digit number in a variety of ways
- represent student’s understanding of place value of the nominated two-digit number
- demonstrate student’s knowledge of two-digit numbers in the real world.

While this task is prepared at school, students will be invited to bring any materials they require on a scheduled day to be advised early in Term 3.

Mathematics entries are due on Monday 14 August and are to be placed with the year level signage in E Block Staffroom.

Holland Park State School Excellence Expo 2017

Digital Technology - Year 1

Prepared at School

Curriculum Task: Students will design and create a self-portrait using the nominated software program, KidsPix4. They will type their name and class and include a colourful background with an object that is meaningful to them.

Please ensure that:

- The drawing is an original.
- Only drawing tools are used – no stamps are to be used
- The portrait includes eyes, ears, mouth, hair, nose and eyebrows
- All features are proportional
- The size of the headshot is appropriate and placement is balanced
- The background is visually appealing and original through the use of colour
- KidPix tools have been used to draw a picture of a meaningful object in the background
- The student’s name and class are on completed work (in a suitable font, with capital letters used appropriately)

Digital Technology entries are due Tuesday 22 August between 9:00-11:00am in the Library.

Holland Park State School Excellence Expo 2017



Year 1 Science Investigation

Properties of Materials

Prepared at School

As part of the 2017 Holland Park Excellence Expo, students will participate in a Science guided investigation. Science is about asking questions. It is fun to discover answers to our questions while completing Science based experiments.

Investigation Question:

- What is the most suitable material to physically change into the shape of a boat that will float on water and hold marbles?

The completed work should:

- Follow the investigation procedure (question, prediction, fair test, observations, discussion and conclusion)
- Include a variables grid
- Use appropriate scientific language
- Represent findings with an annotated diagram

The finished project must:

- Be written following the format for a scientific report
- Be presented in a manila folder
- Have the Science Investigation label glued to the front of your entry

Science entries are due on Monday 21 August 2017 and will be collected between 8:30-9:30am in F1 LOTE Room

Holland Park State School Excellence Expo 2017

Open Science Investigation



Task:

- You are to design your own investigation. Think of a great Science question to investigate, and use the planning sheet provided by your class teacher.
- Keep a Science Journal as you complete this project.
- Present your final report as an A4 Booklet.

Your OPEN SCIENCE INVESTIGATION should include the following:

What to think about	Planning Guide
Choose a title for your investigation	Make it interesting and catchy
1. Aim	A statement beginning with "To" explaining what you are trying to find out.
2. Question	What is the question you are investigating?
3. Hypothesis – what do you think will happen?	What do you predict will happen?
4. Procedure – what did you do?	Choose one variable to change. Remember to keep the other variables the same. Set up your experiment. Say what you did step by step.
5. Results – what happened?	Use pictures, words, photographs, tables or graphs to show what happened. Use scientific language.
6. Discussion – why did it happen? What could have caused your results? Did anything go wrong? Based on your observations, give reasons to explain your results.	Talk about what you noticed - observations, inferences and reasons are expected.
7. Conclusion – did you find what you were looking for?	Talk about whether you got the results you expected. My results supported/didn't support my hypothesis because.....
8. Journal – recordings of the investigation process	How did you come up with the idea? What did you do? What problems did you have? How did you overcome them? What were you thinking during your investigation?

Science entries are to be taken to the F1 LOTE Room between 8.30am to 9.30am on Monday 21 August.

Holland Park State School Excellence Expo 2017

S.T.E.M. – Year 1

Science-Technology-Engineering-Mathematics

Prepared at School

Task:

Students will carefully consider the basic needs of a hamster to design a model of a hamster run and justify its features.

Students will need to:

- Draw a detailed annotated diagram of a hamster to show the external features
- Meet all the criteria of the maze design challenge by using appropriate directional and location language to write a set of instructions for others to follow to accurately program a Bee Bot
- Design and create a hamster habitat trail that meets all the design challenges and is imaginative
- Demonstrate their understanding of the planning and design process
- Construct and present their design
- Reflect on the design process and the changes they made during the engineering design process

**S.T.E.M. entries are due Monday 21 August and will be collected between 8:30am – 9:30am
H Block, Classroom H7**

Holland Park Excellence Expo - 2017

VISUAL ART – “MY COUNTRY, MY PLACE, MY HERITAGE”

Celebrate your creativity.....

As part of the 2017 Holland Park Excellence Expo we invite students to participate in the Art Exhibition with the theme “My Country, My Place, My Heritage”.

This exhibition will give the students the opportunity to display their artistic abilities in a variety of visual art forms. Entries can be either 2 dimensional or 3 dimensional using any materials and may also include photography, sculpture, collage, painting and sketching.

Judging Criteria:

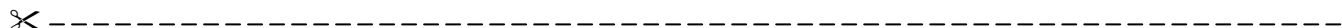
- Originality
- Creativity
- Use of artistic elements – line, shape, space, colour, tone, texture, composition
- Presentation
- The child’s interpretation of the theme of “My Country, My Place, My Heritage”



Entry conditions:

- All entries need a title.
- Work needs to be the original work of the student.
- 2D entries need to be no larger than 30 x 40cm and mounted on a backing board with a border (about 3cm).
- 3D entries need to be no larger than 1m x 1m on a stable base.
- **All entries must have the label below completed and securely attached to the back or underside of the work as well as the Outside Assistance form if applicable.**
- If your entry has more than one component, please ensure that all items are labelled so it is clear that they are to be displayed together (eg. “part 1 of 2 parts”, in addition to name, class, etc.).
- Framed work needs to be ready for hanging.

Entries due on Thursday 31 August 2017 and will be collected between 8.30am and 9.15am in the E Block Staff Room.



Please attach this form securely to your entry if you received additional assistance.

Additional Assistance Form

Parents and mentors are encouraged to help students with ideas, suggestions and provide support. However, the completed work needs to be that of the student who has entered.

I have helped _____ with their Visual Art entry in the following ways:

Parent/mentor signature: _____

Child’s signature: _____

Art Exhibition	
Student’s Name: _____	Class: _____
Title of work: _____	
Medium used: _____	

Holland Park State School Excellence Expo 2017

Asian Studies - Year 1

A Kite Displaying Geographical Features

Prepared at School

Curriculum Task:

Students will examine natural, managed and built/constructed features of objects in both Australia and Japan. They will also examine the structure of Japanese kites and then construct their own kite in this Japanese style. The students will draw one of the three types of features (*natural, managed and built/constructed*) on the Japanese section and one on the Australian section of the kite (i.e. two features in total).

The completed work should:

- Be a kite
- Have an original decorative finish covering the surfaces of the kite
- Have **one type of the three geographical features** (*natural, managed and built/constructed*) on both the Australian and Japanese section of the kite. The type of feature needs to be different in each section.
- Have 2 different features drawn on the kite in total
- Features should be distinguishable
- Have visual impact
- Include student's name and grade

Asian Studies entries are due on Thursday 31 August between 8:30 – 9:15am under D Block (OHSC area).