

# Holland Park State School



**Gifted and Talented Education Committee**

**presents**

**The 13<sup>th</sup> Excellence Expo**

**Wednesday 6 September 2017**

**Nomination Booklet**

**for**

**YEAR 3 STUDENTS**





## Holland Park State School Gifted and Talented Education Committee

Dear Students,

We take this opportunity to invite you to nominate in our school's Excellence Expo 2017.

Please visit the school website

<https://www.hollparkss.eq.edu.au/Curriculum/Excellenceprograms/pages/Excellenceprograms.aspx> . Please take the time to read all categories as this is your opportunity to demonstrate your unique gifts and talents in many or all of the categories described in this nomination booklet. The list of categories and nomination dates are on the next page.

The Gifted and Talented Education Committee looks forward to your nominations and wishes you every success in your endeavours. As you pursue excellence, we will proudly display all aspects of your endeavours at our school's 2017 Excellence Expo on Wednesday 6 September 2017 at 5:30pm.

We would like take this opportunity to thank you in advance for your nominations.

Yours in Excellence,

**Anthony Gribbin**  
Principal

**Gail Young**  
Gifted Education Mentor (GEM)



**Gifted and Talented Education Committee**

**The 13<sup>th</sup> Excellence Expo**

**Wednesday 6 September 2017**

**Official Ceremony at 5:30pm**

**Categories:**

Instrumental Solo

Vocal Solo

Public Speaking

Dance Solo

Reading Australian Verse

Japanese Speaking

Japanese Native Speaking

Writing

Mathematics

Digital Technology

Science

S.T.E.M.

Visual Art

Asian Studies



**The Gifted and Talented Education Committee  
invites new parents, including Prep parents and  
interested parents to an  
Excellence Expo sharing afternoon**

**Date: Thursday 13 July 2017  
Time: 3:15pm  
Venue PGY Classroom**

**We look forward to seeing you**

**HPSS Gifted and Talented Education Committee**

# EXCELLENCE EXPO 2017

## CATEGORIES AND NOMINATION DATES

Instrumental Solo	Prep to 6	Nomination forms due at Office Friday 28 July.
Vocal Solo	Prep to 6	Nomination forms due at Office Friday 28 July.
Public Speaking	Prep to 6	Nomination forms due at Office Friday 28 July.
Dance Solo	Prep to 6	Nomination forms due at Office Friday 28 July.
Reading Australian Verse	Prep to 6	Nomination forms due at Office Friday 28 July.
Japanese Speaking	Prep to 6	Nomination forms due at Office Friday 28 July.
Japanese Native Speaking	Prep to 6	Nomination forms due at Office Friday 28 July.
Writing	Prep to 6	Entries due Friday 18 August are to be placed in labelled year level boxes in the E Block Staffroom.
Mathematics	Prep to 6	Entries due Monday 14 August are to be placed in labelled year level boxes in the E Block Staffroom.
Digital Technology	Prep to 6	Entries due Tuesday 22 August in the Library between 9:00-11:00am.
Science	Prep to 6	Entries due date Monday 21 August and will be collected between 8:30am-9:30am in F1 LOTE Room.
S.T.E.M. (Science, Technology, Engineering, Mathematics)	Prep to 6	Entries due date Monday 21 August and will be collected between 8:30am – 9:30am H Block, Classroom H7.
Visual Art	Prep to 6	Entries due on Thursday 31 August and will be collected between 8.30am - 9.30am in E Block Staffroom.
Asian Studies	Prep to 6	Entries due on Thursday 31 August and will be collected between 8.30am - 9.30am under D Block (OSHC).

Thank you for your wonderful support and co-operation

Yours in excellence,  
Gifted and Talented Education Committee, 2017

# Holland Park State School Excellence Expo 2017

## Instrumental (Solo) – Prep to Year 6

You can perform your own choice of music on any musical instrument. You must provide your own instrument (excluding piano or drum kit).

Your performance will be judged on:

- Correct fingering technique (if applicable)
- Reading the music (if using music)
- Phrasing of the melody line
- Playing in correct time
- Texture/dynamics
- Posture



Please bring this form to your performance if you received additional assistance.

### Additional Assistance Form

Parents and mentors are encouraged to help students with ideas, suggestions and provide support. However, the completed work needs to be that of the student who has entered.

I have helped \_\_\_\_\_ with their Instrumental entry in the following ways:

Parent/mentor signature: \_\_\_\_\_



Return this form to the Office no later than Friday 28 July 2017.

### Instrumental Nomination


Name \_\_\_\_\_ Class \_\_\_\_\_

Instrument \_\_\_\_\_

Title of chosen piece \_\_\_\_\_

# Holland Park State School Excellence Expo 2017

## Vocal (Solo) - Prep to Year 6



You can perform your own choice of song.

Your performance will be judged on:

- Singing in tune
- Phrasing of the melody line
- Singing in correct time
- Texture/dynamics
- Posture and presentation

Please note:

- You may sing unaccompanied.
- If using a USB (MP3/MP4 format) for accompaniment you must bring it on your performance day and it must contain instrumental accompaniment only.



Please bring this form to your performance if you received additional assistance.

### Additional Assistance Form

Parents and mentors are encouraged to help students with ideas, suggestions and provide support. However, the completed work needs to be that of the student who has entered.

I have helped \_\_\_\_\_ with their Vocal entry in the following way/s:

Parent/mentor signature: \_\_\_\_\_



Return this form to the Office no later than Friday 28 July 2017.

### Vocal Nomination

Name \_\_\_\_\_ Class \_\_\_\_\_

Title of chosen piece \_\_\_\_\_

# Holland Park State School Excellence Expo 2017

## Public Speaking - Prep to Year 6



Students are to present a speech on a topic of their own choice.

Your speech will be judged on:

- **Visual Impact** – appearance, stance, gesture, notes, eye contact, use of aids
- **Vocal Impact** – quality, clarity, variety, volume, pitch, use of pause, pronunciation
- **Empathy** – contact, understanding, acceptance, audience impact
- **Mood** – feeling, emphasis, enthusiasm, sincerity, speaker's involvement
- **Appeal** – credible, entertaining, memorable, motivation, convincing

Prep should speak for one minute.

Years 1 - 3 should speak for two minutes.

Years 4 – 6 should speak for three minutes.



-----  
Please bring this form to your performance if you received additional assistance.

### Additional Assistance Form

Parents and mentors are encouraged to help students with ideas, suggestions and provide support. However, the completed work needs to be that of the student who has entered.

I have helped \_\_\_\_\_ with their Public Speaking entry in the following ways:

Parent/mentor signature: \_\_\_\_\_



-----  
Return this form to the Office no later than Friday 28 July 2017.

### Public Speaking Nomination

Name: \_\_\_\_\_ Class: \_\_\_\_\_

Topic: \_\_\_\_\_



# Holland Park State School Excellence Expo 2017

## Dance – Solo

### Prep to Year 6



You can perform your own choice of dance. Routines may be choreographed by students or dance teachers.

**Your performance will be judged on:**

- Choreography and use of space
- Interpretation and use of appropriate music
- Technique
- Presentation and performance skills

**Please note:**

- You must provide your own music on a USB (MP3/MP4 format) and bring it on the day of your performance.
- Please limit dance routines to 3 minutes.



-----  
Please bring this form to your performance if you received additional assistance.

**Additional Assistance Form**

Parents and mentors are encouraged to help students with ideas, suggestions and provide support.

I have helped \_\_\_\_\_ with their Solo Dance entry in the following ways:

Parent/mentor signature: \_\_\_\_\_



-----  
Return this form to the Office no later than Friday 28 July 2017.


**Dance Nomination**

Name: \_\_\_\_\_ Class: \_\_\_\_\_

Type of Dance: \_\_\_\_\_

Holland Park State School Excellence Expo 2017

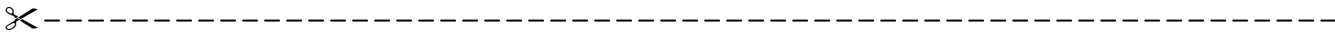
Reading Australian Verse  
(Traditional or Contemporary)  
Prep to Year 6



Students are to read an Australian Verse.

Your recitation will be judged on:

- **Visual Impact** – appearance, stance, gesture, notes, eye contact, use of aids
- **Vocal Impact** – quality, clarity, variety, volume, pitch, use of pause, pronunciation
- **Empathy** – contact, understanding, acceptance, audience impact
- **Mood** – feeling, emphasis, enthusiasm, sincerity, speaker’s involvement
- **Appeal** – credible, entertaining, memorable, motivating, convincing



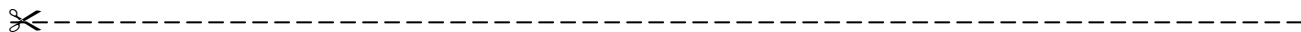
Please bring this form to your performance if you received additional assistance.

**Additional Assistance Form**

Parents and mentors are encouraged to help students with ideas, suggestions and provide support. However, the completed work needs to be that of the student who has entered.

I have helped \_\_\_\_\_ with their Reading Australian Verse entry in the following ways:

Parent/mentor signature: \_\_\_\_\_



Return this form to the Office no later than Friday 28 July 2017.

**Reading Australian Verse Nomination**

Name: \_\_\_\_\_ Class: \_\_\_\_\_

Title of Verse: \_\_\_\_\_

**Holland Park State School Excellence Expo 2017**

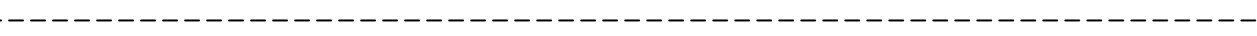
**Japanese Speaking - Year 3**

Students will be given a speech which they will need to memorise. The speech is included in this booklet.

**Please note:**

- The speech is to be presented without palm cards.
- You will also be asked some simple questions about your speech.

(Check with Mrs Powell if you need advice)



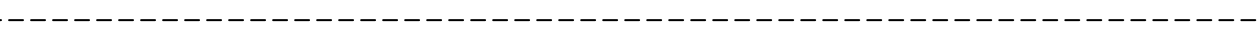
Please bring this form on the day of your speech if you received outside assistance.

**Additional Assistance Form**

Parents and mentors are encouraged to help students with ideas, suggestions and support. However, the completed work needs to be that of the student who has entered.

I have helped \_\_\_\_\_ with their Japanese Speaking entry in the following ways:

Parent/mentor signature: \_\_\_\_\_



Please return this form to the Office no later than Friday 28 July 2017.

**Japanese Speaking Nomination**

Name: \_\_\_\_\_ Class: \_\_\_\_\_

**Holland Park State School Excellence Expo 2017**

**Japanese Speaking - Year 3**

Hajimemashite.

Hello.

Watashi/ Boku no namae wa \_\_\_\_\_ desu.

My name is \_\_\_\_\_.

Nanasai/ Hassai/ Kyuusai desu.

I'm 7/ 8/ 9 years old.

Tanjoubi wa \_\_\_\_\_ desu.

My birthday is in \_\_\_\_\_.

Sannensei desu.

I'm in grade 3.

Douzo yoroshiku onegai shimasu.

Nice to meet you.

Holland Park State School Excellence Expo 2017

Japanese Speaking  
Native Speaker Category  
(or for those who speak Japanese at home)

Please present a simple speech about yourself. You could include:

- Likes
- Dislikes
- Interests
- Hobbies
- What you do in your spare time
- A holiday/ trip you went on
- Something about members of your family, extended family, pets, etc.

Please note:

- The speech should be no longer than 1 – 2 minutes and must be presented without palm cards.
- You will also be asked some simple questions related to your speech.



-----  
Please bring this form on the day of your speech if you received outside assistance.

Additional Assistance Form

Parents and mentors are encouraged to help students with ideas, suggestions and support. However, the completed work needs to be that of the student who has entered.

I have helped \_\_\_\_\_ with their Japanese Native Speaking entry in the following ways:

Parent/mentor signature: \_\_\_\_\_



-----  
Please return this form to the Office no later than **Friday 28 July 2017**.

Japanese Native Speaking Nomination

Name: \_\_\_\_\_ Class: \_\_\_\_\_

**Holland Park Excellence Expo 2017**

**Writing – Year 3**

**Narrative  
(main character overcoming a fear)**



**Prepared at school**

**Curriculum Task:**

Students will write a narrative that includes a main character who overcomes a fear. Illustrations do not need to be included. The handwritten entry will be used for judging, but the final draft is to be typed and mounted onto coloured card for display purposes. Please include your name and class.

**Your completed work should:**

- Have a title
- Contain paragraphs
- Use simple, compound and complex sentences
- Follow punctuation conventions – use of correct capital letters, full stops, commas, exclamation marks, quotation marks and spelling
- Use correct pronouns
- Use correct tense
- Show originality and creative flair – story line, characters, plot, etc.

**Writing entries are due Friday 18 August and are to be placed in year level boxes in the E Block Staffroom.**

**Holland Park State School Excellence Expo 2017**

**Mathematics - Year 3**

**Symmetrical Shapes**

**Prepared at School**

**Curriculum Task:**

Symmetrical shapes are shapes that can be folded in half and still have the same shape on either side of the fold.

**Task:**

Design a symmetrical shape using grid paper. You will need to think about how your shape uses symmetrical lines and explain how many lines of symmetry it has. Your shape is to be coloured using colouring pencils to highlight the symmetry of your shape. Use a black permanent pen to draw a straight dotted line over your shape to show the line of symmetry. A brief explanation of your shape's properties (features, lines and shapes used to construct the shape) will need to be included at the bottom of your poster.

**The completed work should:**

- Be a symmetrical shape
- Be presented on grid paper and then mounted on A4 black card
- Use colouring pencils to enhance your symmetrical design
- Include a brief explanation about your shape and its properties below your design
- Show the line of symmetry using dotted lines over your shape
- Have your name and class on the back of your poster

**Mathematics entries are due on Monday 14 August and are to be placed with the year level signage in E Block Staffroom.**

**Holland Park Excellence Expo 2017**

**Digital Technology - Year 3**

**Prepared in class**

**Task:**

Students are to design and present a multi-modal text using PowerPoint to present their narrative.

**Please note:**

- **Images** will be used to enhance the telling of the story – Clip Art, internet or scanned drawings may be used
- **If available**, sounds or music will be used to create a feeling in the presentation
- **Key sentences** will be included to assist in the telling of the story.
- Include 3 to 5 other slides only.

**Digital Technology entries are due Tuesday 22 August between 9:00-11:00am in the Library.**



**Holland Park State School Excellence Expo 2017**

**Science - Year 3**

**Observe It! or Shadows!**

**Prepared at School**

As part of the 2017 Holland Park Excellence Expo, students will participate in a Science guided investigation. Science is about asking questions. It is fun to discover answers to our questions while completing Science based experiments.

**Curriculum Task:**

Choose either of the investigations completed in Term 1 or Term 2 to present as a Scientific Investigation Report. The investigations you may choose are:

- Shadow Investigation OR
- Life and Living Observe and Count Investigation

**The completed work should:**

- Be presented as a scientific report.
- Contain a title.
- Follow the investigation procedure (question, hypothesis, results, discussion that includes real life use, and conclusion).
- Be presented in a booklet with your name and class on the front cover.

**Science entries are due on Monday 21 August 2017 and will be collected between 8:30 – 9:30am  
in F1 LOTE Room**

# Holland Park State School Excellence Expo 2017

## Open Science Investigation



### Task:

- You are to design your own investigation. Think of a great Science question to investigate and use the planning sheet provided by your class teacher.
- Keep a Science Journal as you complete this project.
- Present your final report as an A4 Booklet.

### Your OPEN SCIENCE INVESTIGATION should include the following:

What to think about	Planning Guide
Choose a title for your investigation	Make it interesting and catchy
<b>1. Aim</b>	A statement beginning with "To" explaining what you are trying to find out.
<b>2. Question</b>	What is the question you are investigating?
<b>3. Hypothesis – what do you think will happen?</b>	What do you predict will happen?
<b>4. Procedure – what did you do?</b>	Choose one variable to change. Remember to keep the other variables the same. Set up your experiment. Say what you did step by step.
<b>5. Results – what happened?</b>	Use pictures, words, photographs, tables or graphs to show what happened. Use scientific language.
<b>6. Discussion – why did it happen? What could have caused your results? Did anything go wrong? Based on your observations, give reasons to explain your results.</b>	Talk about what you noticed - observations, inferences and reasons are expected.
<b>7. Conclusion – did you find what you were looking for?</b>	Talk about whether you got the results you expected. My results supported/didn't support my hypothesis because.....
<b>8. Journal – recordings of the investigation process</b>	How did you come up with the idea? What did you do? What problems did you have? How did you overcome them? What were you thinking during your investigation?

Science entries are due on Monday 21 August 2017 and will be collected between 8:30-9:30am in F1 LOTE Room



# Holland Park Excellence Expo 2017

## S.T.E.M. – Year 3 Science-Technology-Engineering-Mathematics

Prepared at school



### Curriculum Task:

Students will design, construct and test a moon buggy using only recycled materials.

### Through the engineering design process students will:

- Demonstrate their planning and design process - using the engineering model (labelled diagrams and questioning)
- Construct and test their design
- Modify their design if required and justify the changes
- Critique their design by answering a series of questions
- Complete this activity in a set period of time at school

**S.T.E.M. entries are due Monday 21 August and will be collected between 8:30am – 9:30am  
H Block, Classroom H7**

# Holland Park Excellence Expo - 2017

## VISUAL ART – “MY COUNTRY, MY PLACE, MY HERITAGE”

Celebrate your creativity.....

As part of the 2017 Holland Park Excellence Expo we invite students to participate in the Art Exhibition with the theme “My Country, My Place, My Heritage”.

This exhibition will give the students the opportunity to display their artistic abilities in a variety of visual art forms. Entries can be either 2 dimensional or 3 dimensional using any materials and may also include photography, sculpture, collage, painting and sketching.

### Judging Criteria:

- Originality
- Creativity
- Use of artistic elements – line, shape, space, colour, tone, texture, composition
- Presentation
- The child’s interpretation of the theme of “My Country, My Place, My Heritage”



### Entry conditions:

- All entries need a title.
- Work needs to be the original work of the student.
- 2D entries need to be no larger than 30 x 40cm and mounted on a backing board with a border (about 3cm).
- 3D entries need to be no larger than 1m x 1m on a stable base.
- **All entries must have the label below completed and securely attached to the back or underside of the work as well as the Outside Assistance form if applicable.**
- If your entry has more than one component, please ensure that all items are labelled so it is clear that they are to be displayed together (eg. “part 1 of 2 parts”, in addition to name, class, etc.).
- Framed work needs to be ready for hanging.

Entries due on Thursday 31<sup>st</sup> August 2017 and will be collected between 8.30am and 9.15am in the E Block Staff Room.

✂ -----

Please attach this form securely to your entry if you received additional assistance.

### Additional Assistance Form

Parents and mentors are encouraged to help students with ideas, suggestions and provide support. However, the completed work needs to be that of the student who has entered.

I have helped \_\_\_\_\_ with their Visual Art entry in the following ways:

Parent/mentor signature: \_\_\_\_\_

Child’s signature: \_\_\_\_\_

<b>Art Exhibition</b>	
Student’s Name: _____	Class: _____
Title of work: _____	
Medium used: _____	

**Holland Park State School Excellence Expo 2017**

**Asian Studies - Year 3**

**Haiku**

**Prepared at School**

**Curriculum Task:**

- Prepare a typed and printed Haiku using an appropriate font. The poem should reflect on seasons, nature or friendships.
- Create a scene to complement the message in the Haiku using the Japanese technique of tearing and gluing different coloured pieces of tissue paper.
- Present the computer printed Haiku and tissue paper illustration on an A4 sized sheet of paper or cardboard.
- Name and class to be placed on the back of the card.

**Asian Studies entries are due on Thursday 31 August between 8:30 – 9:15am  
under D Block (OHSC area).**